

Home, sweet home










Before you read the text

1. **Talk** to your neighbour: Do you read the school newspaper? Why (not)? What (else) do you read? Is there a magazine, website that you read? Why (not)?

1 minute

Read the text on page 80

New Vocabulary

English	Explanation/ Synonym/ ...	Picture/ German Translation
(to) get around	to move from place to place	
nosey	always wanting to know what other people are doing	
downtown	city centre	
community	different people that live together in an area	
(to) hunt	to chase and kill wild animals	
wheels	here: car	
yard	garden	
dull	boring	
volunteering	working without getting money	

2. All students **memorize** at least the **bold printed** words.
ER-level-students memorize the first and the second column.
GR- and FBL-level-students memorize the first and the third column.

3 minutes



3. Solve the word puzzle**2 minutes**

LEEWSH

--	--	--	--	--	--

5

TO TEG UNARDO

--	--	--	--	--	--	--	--	--	--	--

13 3 9

WOTOWNND

--	--	--	--	--	--	--	--

8 7 12

LULD

--	--	--	--

4 10

MONTMAYIU

--	--	--	--	--	--	--	--	--	--

2 11

TO UHTN

--	--	--	--	--	--

6

NOSYE

--	--	--	--	--

1

RAYD

--	--	--	--

					-							V			
1	2	3	4	5		6	7	8	9	10	11	11	12	13	

While you are reading (global understanding)**4. Skim the text on page 80. ER-level students answer in complete sentences.****2 minutes**

4.1. What is the article about?

4.2. How does Leah feel about her hometown?

Name: _____

Class: _____

Date: _____, 20__

While you are reading (global understanding)

5. **Scan** the text and **fill in** the table. Then complete it for yourself.

5 minutes

		me
name	Leah	
age		
family		
hometown		
state		
friends		
hobbies		
jobs		

After you have read the text

6. **Write** about what Leah and you have in common and also where your lives differ. Use as many of the new vocabulary as you can.

FBL-Level	GR-Level	ER-Level
Schreibe drei Sätze. Unterstreiche die neuen Vokabeln.	Write 3 to 4 sentences. <u>Underline</u> the new vocabulary.	Write at least four sentences and give reasons. Underline the new vocabulary.

You can find help on page 133, n.º 2b.

Don't cross the line. This part is mine.

Name: _____

Class: _____

Date: _____, 20__



NORTHERN FLICKER

ALABAMA STATE BIRD



http://www.supercoloring.com/sites/default/files/styles/coloring_full/public/cif/2015/08/alabama-state-bird-coloring-page.jpg on December 5, 2020 at 14:37 o'clock.