



G<sub>8</sub>

# mystery case at school

Who did it?



**... etwas über einen  
Ehrencodex in  
amerikanischen Highschools.**

**... meine Lösungen  
selbst zu  
überprüfen.**

**... einfache Hörtexte  
zu erschließen.**

**... Vermutungen  
anzustellen und  
sie festzuhalten.**



**... genau  
zuzuhören.**


**In diesem Baustein lerne ich ...**

## Durchführung des Bausteins:

1. Ich erledige die Aufgaben in der vorgegebenen Reihenfolge.
2. Ich notiere die Aufgabe in mein Heft.
3. Ich schreibe die Lösungen der Aufgaben ordentlich und in der richtigen Reihenfolge darunter.
4. Wenn ich alle Aufgaben erledigt habe, übergebe ich sie meinem/r Lehrer/in.
5. Ziel ist, dass ich so viel wie möglich alleine erledige.
6. Sollte ich Aufgabenstellungen nicht verstehen, hier ein paar Vokabelhilfen:

English	German
to note sth. down	etw. notieren/ Notizen anfertigen
a hint	ein Hinweis
a folder	ein Hefter
grid	Tabelle
an assumption	eine Vermutung
to sort sth. to sth.	etw. zu etw./jmd. zuordnen
in the order	in der Reihenfolge
to read along with sth.	mit etw. mitlesen
a motive	ein Motiv

Du kannst dir jederzeit ein Wörterbuch zur Hilfe nehmen.



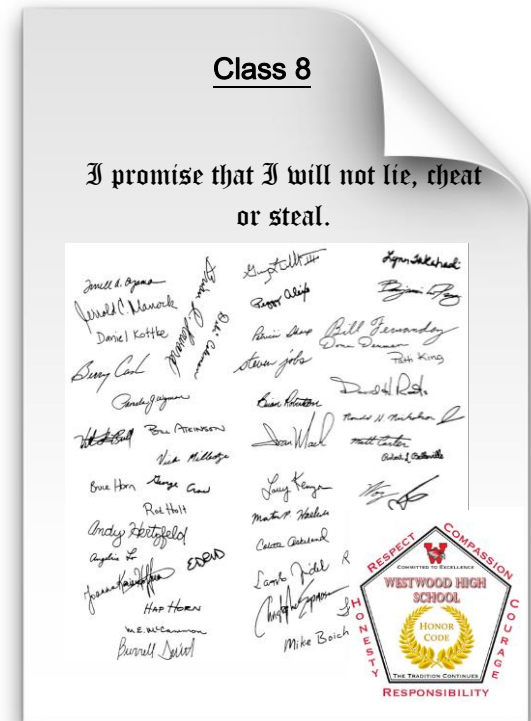
**Einleitung:**

Du hast sicherlich schon mal etwas von dem berühmtesten Detektiven der Geschichte gehört: Sherlock Holmes. Ein Meisterdetektiv, für den kein Fall zu knifflig ist, um ihn lösen zu können. Seine Geschichten erfreuen uns nicht nur als Leser, sondern auch als spannende Hörspiele. Und sicherlich hast auch du dir schon mal gewünscht einen spannenden Fall lösen zu können. In diesem Baustein kannst du genau dies tun. Wenn du alle Aufgaben sorgfältig löst und genau hinhörst, dann kannst du das Verbrechen an der *Westwood High* aufklären.

**Task 1: What is the crime?**

a) Read the info box and note down in German what the honor code is.

In the US lots of schools have an honor code to stop cheating. The students sign a promise. The teacher might not be in the room when a class takes a test. The students in the class must tell the teacher if another student breaks the honor code.



b) The info box is your first hint.

Note down in German a possible crime, that could have happened at Westwood High.


c) Listen to track 35 on the CD.

Were you right? Which crime happened at Westwood High? Note down in your folder!

## Task 2: Meeting the suspects: Who is who?

Mo (ein Mädchen aus "class 8") hat acht Verdächtige (auf Englisch suspects) ausmachen können, die das Interesse oder die Möglichkeit hatten, das Original des Testes vor der Prüfung zu stehlen.

a) Look at the photos of the suspects.



b) What can you tell from the pictures about the suspects?

Copy this grid into your folder and fill in the fitting words from below.

*is smiling – is tired – has a camera – has a MP3 player – doesn't like Jacko – is yawning – is carrying a basketball – ~~a nice person~~ – seems like a cool guy – is interested in music – looks a little sad – works hard for school – is pretty – is in love with Scott – looks stressed – is the teacher – likes reading – doesn't like Scott*

name of suspect	1-8	my assumptions from the picture	What I learned after hearing the suspects
Sam		- is smiling, a nice person	

c) Now listen to track 36.

Sort the numbers 1-8 to the suspects in the order you hear them on the CD. Write the numbers into your grid.

d) Here are the speech bubbles.  
Listen again to track 36, read along and check your answers.

I'm popular. Everyone likes me. I would do anything for Scott. He's my boyfriend. I usually get C's in class.

I don't study for tests! I'm only interested in basketball. My family is rich, so I don't have to work hard. I like Cindy, but she's only interested in Scott.

I usually get D's or F's in tests. I'm really interested in photography. I'm really excited about the school trip to Atlanta and the King Center.

I study REALLY hard, but I never get A's. I usually get C's. I never get an F, but my parents always say I must do better.

I usually get A's. But now my family has money problems and I have to work at Mack's Burger Bar in my free time to earn money. I'm always tired and I don't have much time to study. Cindy is my girlfriend.

Mr Bell says I talk too much in class. But his class is so easy for me. If any student gets a better grade than me, I'll give them my MP3-Player!

This is a very difficult job. The students give me a hard time. They always talk and laugh and they don't listen to me.

I'm new at Westwood High. I don't have any friends here. I really don't like Jacko. He's really a big mouth and he thinks he's so smart.

e) Note down one thing in your grid that you learn about the suspects after you have listened to them.

### Task 3: What do we know so far?

Bevor du mit dem eigentlichen Hörspiel beginnst, hier noch ein paar zusätzliche eventuell nützliche Hinweise.

The bulletin board features the following items:

- Photos of characters: Flash, Nat, Jacko, Scott, Cindy, Sam, CJ, and Mr Bell.
- A floor plan of a school building with rooms labeled: sports hall, cafeteria, library, 101, 102, 104, 105, and principal's office.
- A photograph of a classroom with students at desks.
- Notes with text:
  - "The test paper was found in a book in the library. Who was working in the library? The whole class!"
  - "The test paper was on Mr Bell's desk from Wednesday morning to Thursday. Who was in Mr Bell's classroom on Wednesday and Thursday?"
  - "Grades: A+ Jacko and CJ, A Sam, B Scott, C Cindy, D Flash, F rest of class"
  - "If the cheat isn't found, the class will have to take the test again."

## **Task 4: The first scene**

a) Write down the statement number.

Then listen to track 37 and decide if it's right or wrong. (Helpsheet 1: You can read along the scene if you like.)

### **statement**

1. Nat found the test paper in library (= *Bücherei*).
2. Sam's parents got a letter from the principal, that her grades have to get better.
3. Jacko said if he doesn't win the bet (= *Wette*), he will give his T.V. away.
4. CJ is a good student.
5. Flash is in love with Cindy.
6. Flash saw Jacko in school on Wednesday evening.
7. Flash and Scott had an argument on Thursday, but Scott didn't want to fight with Flash.
8. CJ thinks that the person who stole the test didn't want to get a better grade, but want to get someone into trouble.

b) Listen to the track again and correct the wrong answers with a green pen.



## Task 5: What do we know so far?

a) Write down the statement number and decide who it belongs to.

### statement

1. ... needed a good grade in the test.
2. ... got a grade that was not so good as usually.
3. ... was in school after school was over on Wednesday.
4. ... has enemies (=Feinde) in class.

b) Why could the suspects have stolen the test paper?

Write down the persons and note down a motive. (For help: Listen to track 38.)



Sam	needed a good grade, so she can go to Atlanta on a school trip
Jacko	...
...	...

## **Task 6: The second scene**

a) Write down the statement number.

Then listen to track 39 and decide if it's right or wrong. (Helpsheet 2: You can read along the scene if you like.)

### **statement**

1. The Dunn Prize is for the student with the best grades.
2. Flash thinks that Scott stole the test paper because he wants to win the \$2000.
3. Scott admits (=zugeben) that he wants to win the prize.
4. Cindy was only joking, when she said she would steal the test paper.
5. Nat was really upset during the test and she got a F.
6. The students believe that Mr. Bell stole the test paper, so that he can write the test again.

b) Listen to the track again and correct the wrong answers with a green pen.

## Task 7: What do we know so far?

Which statement goes with which suspect?

Write down the statement number with the correct suspect.

1 She's stressed about her school work.

2 She'll do anything for Scott.

3 He's worried because his class got really bad grades.

4 He's a bit crazy. He made a stupid bet.

5 He wants to win the Dunn Prize.

6 He doesn't like Scott, but he likes Cindy a lot.

7 She needs good grades so that she can do extracurriculars.

8 She likes Jacko's music.



Flash

Sam

Jacko

Mr Bell

Nat

Scott

Cindy

CJ

## Task 8: Who do you think did it?

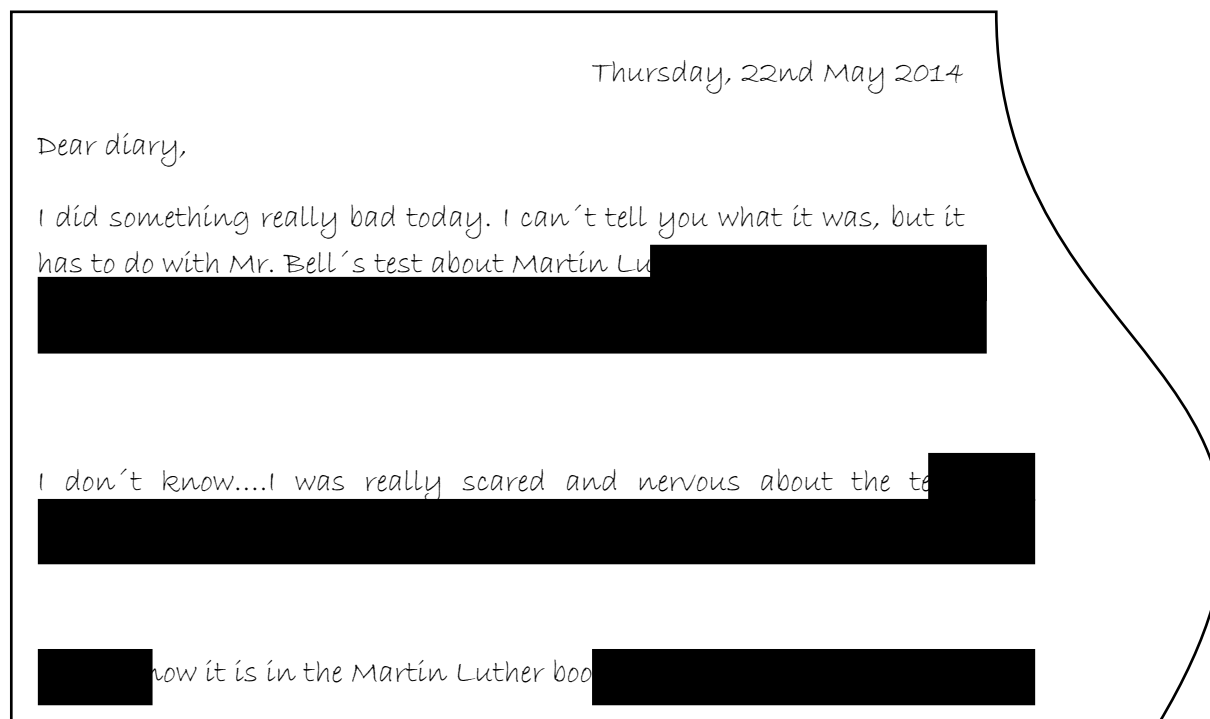
a) This is what the suspects said in German.

Listen to track 40 and write down the statement letter with the correct suspect.

(For help: Turn the sheet over and read along.)

<b>suspect</b>	<b>statement</b>
Sam	<b>(A)</b> Ich habe nicht geschummelt. Der Test war einfach und ich habe besonders hart dafür gelernt.
Jacko	<b>(B)</b> Ich <b>habe</b> den Test nicht gestohlen. Das war doch nur ein Witz.
Flash	<b>(C)</b> Ich habe nicht geschummelt. Ich habe eine 6 bekommen, schon vergessen?
Nat	<b>(D)</b> Ich war ganz überrascht, dass ich eine 1 bekommen habe. Aber meine Oma hat mir auch alles über Martin Luther erzählt.
CJ	<b>(E)</b> Ich hoffe Scott hat den Test gestohlen, dann fliegt er vielleicht von der Schule.
Scott	<b>(F)</b> Ich habe nicht geschummelt. Ich bekomme immer gute Noten. Außerdem habe ich die gleiche Note wie Jacko. Ob ich dann trotzdem seinen MP3-Player bekomme.
Cindy	<b>(G)</b> Ich habe den Test nicht gestohlen. Ich würde gern den Dunn Preis gewinnen, aber ich schummel doch nicht.

- b) Mo found this page from a diary (= *Tagebuch*) in a classroom at Westwood High. Unfortunately, the paper got wet and some of the text is missing. Take a look at it.



- c) Who do you think stole the test paper, how and why.  
Also name one person who you think didn't steal the test paper and why.

Use your notes and these phrases:

I think it was ... because ...      I don't think it was ... because ...  
I think ... is lying when he/she says ...      I believe ... when he/she says ...  
I am convinced/not convinced that .... Is a cheat. as ... because ...

## Task 9: The solution of the mystery

a) Listen to track number 41 and note down **who** took the test paper, **how** and **why**.

b) Now choose one task:

- I. Imagine you are the person who took the test paper.  
Write a letter to your class in which you apologize (= *entschuldigen*) for what you have done and explain why you stole the test paper.
  
- II. Imagine you are Mr. Bell.  
Write a letter to the parents of the student that stole the test paper.  
Also say what he/she can do to make up for her misbehaviour (= *Fehlverhalten*)

**CASE SOLVED**