




G<sub>7</sub>

# Diary of a Wimpy Kid

School and Teenage Life in the U.S.

DIARY  
of  
Wimpy Kid



... neue Vokabeln zu  
den Wortfeldern  
Schule, Familie und  
Freundschaft.

... einen Roman  
lesen und verstehen.

... mithilfe von *if*-Sätzen  
meinen Traumroboter zu  
beschreiben.

... eine  
Einladungskarte  
auszufüllen und zu  
gestalten.

... das Wörterbuch zu  
verwenden.



**Hier lerne ich ...**

## Durchführung des Bausteins:

1. Ich erledige die Aufgaben in der vorgegebenen Reihenfolge.
2. Ich notiere die Aufgabe in mein Heft.
3. Ich schreibe die Lösungen der Aufgaben ordentlich und in der richtigen Reihenfolge darunter.
4. Wenn ich alle Aufgaben erledigt habe, übergebe ich sie meinem/r Lehrer/in.
5. Ziel ist, dass ich so viel wie möglich alleine erledige.
6. Sollte ich Aufgabenstellungen nicht verstehen, hier ein paar Vokabelhilfen:

English	German
to choose	wählen
thought	Gedanke
chapter	Kapitel
to cross out	durchstreichen
to take notes	notieren
to describe	beschreiben
to collect	sammeln
to imagine	sich vorstellen (gedanklich)
column	Spalte (einer Tabelle)
to be related to sth.	mit etw. in Zusammenhang stehen
grid	Tabelle
necessary	notwendig
to create	gestalten
punch line	Pointe
at least	mindestens

Du kannst dir jederzeit ein Wörterbuch zur Hilfe nehmen.

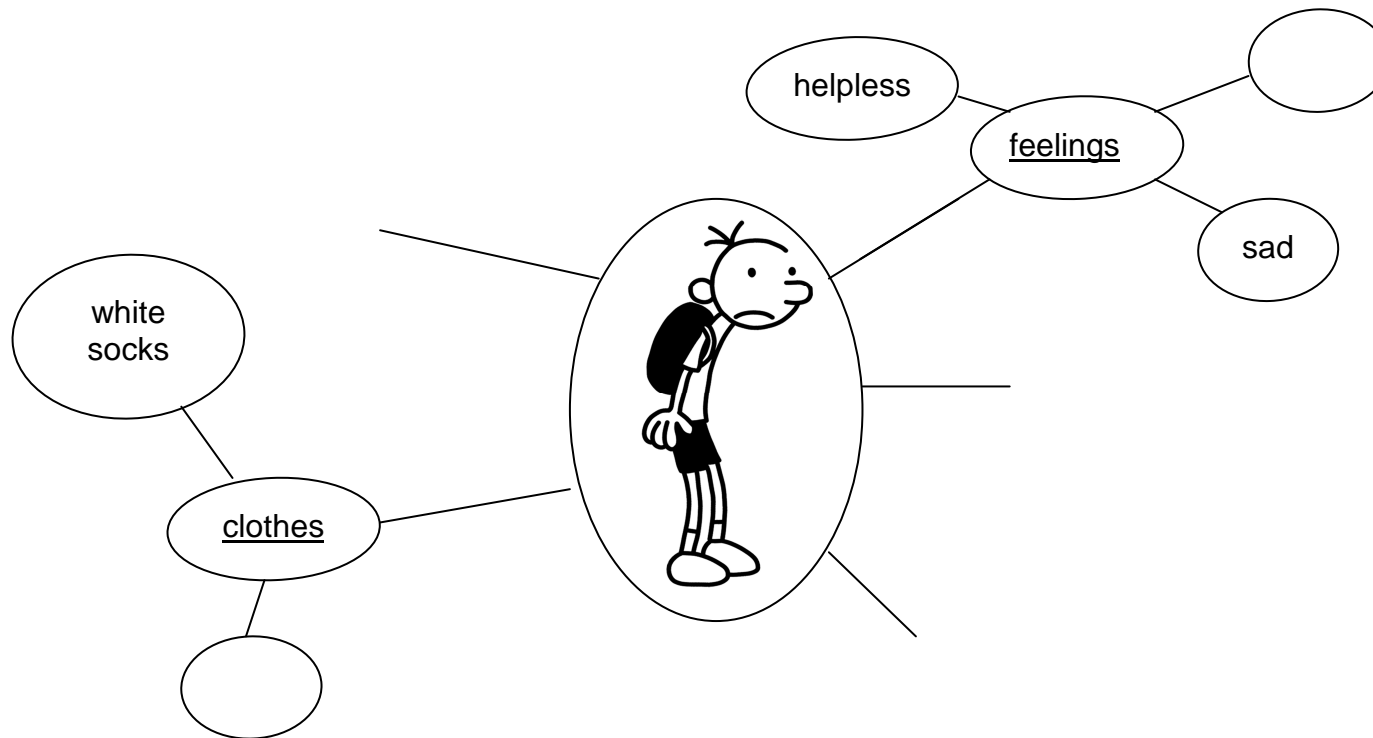

Diese Vokabeln helfen dir, die Lektüre besser zu verstehen.

English	German
<b>moron (=idiot)</b>	Idiot
<b>to get grounded</b>	Hausarrest bekommen
<b>trick or treat</b>	Süßes oder Saures
<b>to walk s.o./s.th.</b>	jdn./etw. begleiten bzw. spazieren führen
<b>to show up late</b>	zu spät kommen
<b>foe</b>	Feind
<b>ridiculous</b>	lächerlich
<b>embarrassing</b>	peinlich
<b>to figure sth. out</b>	etw. vermuten



**Task 1: My first thoughts about Greg before I read the book**


- a) Look up what “diary” and “wimpy” mean in German and write it into your folder.
- b) Look at the picture of Greg on the cover of the book for one minute.  
Copy Greg into your folder and make a mind map about what you think of Greg.



**Task 2: Read the first chapter “September” (pp. 1 – 48) and use a dictionary.**

- a) Take **worksheet 1** and fill in the German translations.  
(Cross out the German words once they are in your grid.  
This will make it easier for you to understand this chapter.)
- b) Who are all these people?  
Write down the names into your folder and take notes about them while reading.


Rowley	Manny	Rodrick	Fregley	Löded Diper
--------	-------	---------	---------	-------------



**Task 3: What can you see in the picture?**

Choose picture A or B. Look at the picture for 5 minutes.  
Then write down at least three sentences that describe the picture.  
Explain how it is related to the book.

**Tip:** There are some expressions on the next page that might help you.



Example:

A: *In the picture I (can) see a book....*

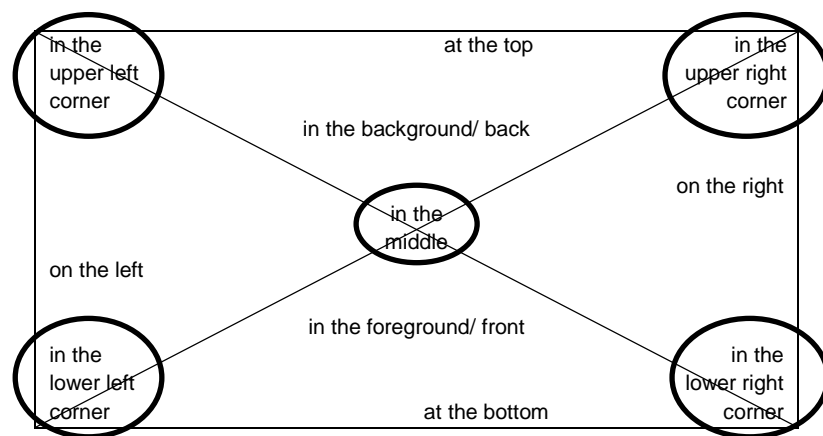
B: *In the picture I (can) see two boys...*

**A**

**B**



Expressions/words that will help you describing your picture:



Use these prepositions to be more precise:

*behind • between • in front of • next to • under • over*

*Relation to book:*

There is an episode about... I think that's why there is a picture of...

Another episode in the book is about ...That's when...

Picture one... is linked to what I've read because...

The picture of... reminds me of the episode when...




**Task 4: Read the second chapter “October” (pp. 49-75).**

a) Halloween is Greg’s favourite holiday. What did Greg do around Halloween?

Read the following statements.

Then write the number of the statement into your folder and decide whether they are right or wrong.

1. He went to a haunted house with Rowley and his mom.
2. Rowley and Greg made a haunted house in Greg’s room.
3. Rowley dressed up as a knight.
4. Greg dressed up as a cowboy.
5. First they were alone trick-or-treating, later Manny and his dad came with them.
6. They spent the night at Greg’s grandma’s house.



b) A ghost hid twelve Halloween words in the grid.  
Find them and write down what they mean in German.


Get yourself **worksheet 2** and work with it. Make sure to have put it into your folder.

**Task 5: Read chapter “November” (pp. 76-102).**

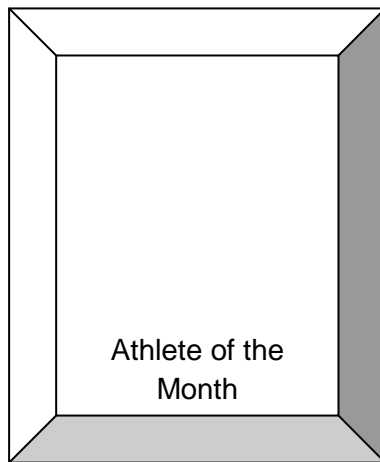
a) Write down at least 15 words into your folder that you looked up in this chapter!

b) Invent your personal athlete of the month.

1. Draw a picture of him/her.
2. What is his/her name? Where is he/she from?
3. What is the person good at?



Draw and write into your folder.



---

---

---

---

---

---

---

**Task 6: Read up to chapter “December” (pp. 103-135).**




a) What does Christmas mean to you? Collect ideas and organize it in a cluster. Write it into your folder.

b) Imagine yourself getting the wrong present for Christmas. What would you tell your parents? Write a short dialogue into your folder.



**Task 7: Read up to chapter “January” (pp. 136-155).**



Remember Greg had to build a robot (pp. 150-154)? Now you do the same. Create your very own dream robot.

- a) List three things your dream robot could do for you.
- b) Use one of the cut-out-robots on **worksheet 3**. Robot B needs to be designed first. Then colour the buttons in different colours and cut out the holes (for your fingers).
- c) Write down three sentences about the functions of the robot.

*Example: If you press the yellow/blue/red/green/purple button, my personal robot will...*

Make sure to have put it into your folder.

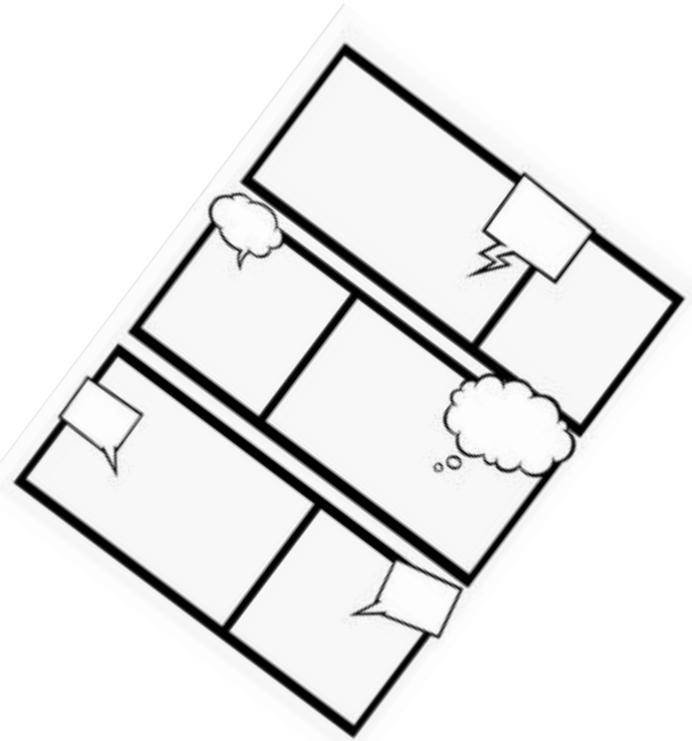




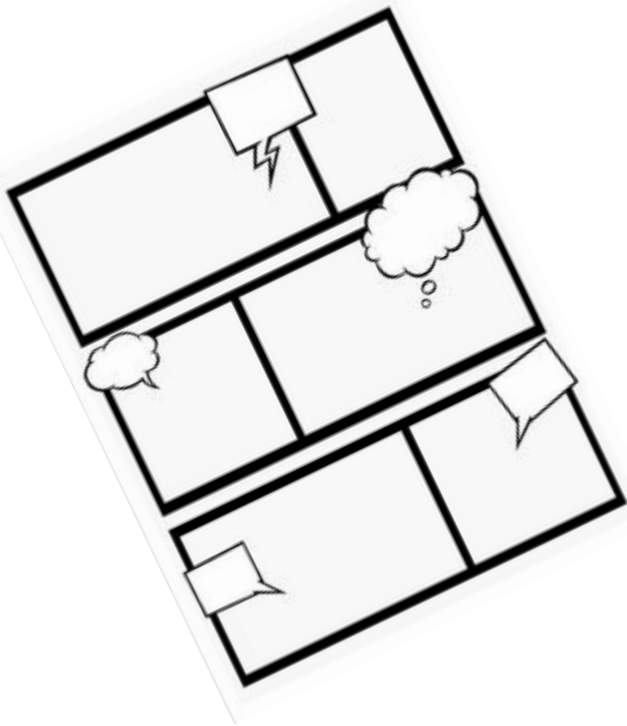
(If you want to play with it again later make an envelope in which you can put it into.)

**Task 8: Read up to chapter “February” (pp. 156-178).**

Have a close look at the comics in the book again (pp. 169-179).

Create your own *Zoo-Wee Mama!* - Comic and write it in into your folder.

Add speech bubbles and don't forget the punch line at the end of your comic.




**Task 9: Read up to chapter "March" (pp. 179-189).**

Friend or Foe? Look at the words in the box.

Copy the column into your folder and write down the correct words on the right or left side.

Write down at least one more adjective.

impatient	honest	nice	unfriendly	intolerant	cruel	trustworthy	mean
	reliable	patient	superficial	loyal	interested		tolerant



friend	foe



**Task 10: Read up to the chapters “April”, “May” and “June” (190-217).**

Answer this questionnaire by writing the numbers to the questions (1-10) and your answers into your folder. Write down complete sentences.

- 1) What did you like about reading *Diary of a wimpy kid*?
- 2) Which is your favourite character and why?
- 3) What do you know about Greg’s two brothers?
- 4) (How) do you celebrate Halloween?
- 5) What does Greg dislike about his parents?
- 6) What do you dislike about **your** parents?
- 7) Which situation or scene in the book did you like most?
- 8) What was Greg’s biggest mistake?
- 9) Write down a question that you would like to ask Greg.
- 10) What is your favourite book? What’s the name of it? Why do you like it so much?

