




E₇

Diary of a Wimpy Kid

School and Teenage Life in the U.S.

DIARY
of
Wimpy Kid



... neue Vokabeln zu
den Wortfeldern
Schule, Familie und
Freundschaft.

... einen Roman
lesen und verstehen.

... mithilfe von *if*-Sätzen
meinen Traumroboter zu
beschreiben.

... eine
Einladungskarte
auszufüllen und zu
gestalten.



Hier lerne ich ...

... das Wörterbuch zu
verwenden.

Durchführung des Bausteins:

1. Ich erledige die Aufgaben in der vorgegebenen Reihenfolge.
2. Ich notiere die Aufgabe in mein Heft.
3. Ich schreibe die Lösungen der Aufgaben ordentlich und in der richtigen Reihenfolge darunter.
4. Wenn ich alle Aufgaben erledigt habe, übergebe ich sie meinem/r Lehrer/in.
5. Ziel ist, dass ich so viel wie möglich alleine erledige.
6. Sollte ich Aufgabenstellungen nicht verstehen, hier ein paar Vokabelhilfen:

English	German
to choose	wählen
thought	Gedanke
chapter	Kapitel
to describe	beschreiben
to collect	sammeln
to imagine	sich vorstellen (gedanklich)
column	Spalte (einer Tabelle)
to be related to sth.	mit etw. in Zusammenhang stehen
grid	Tabelle
necessary	notwendig
to create	gestalten

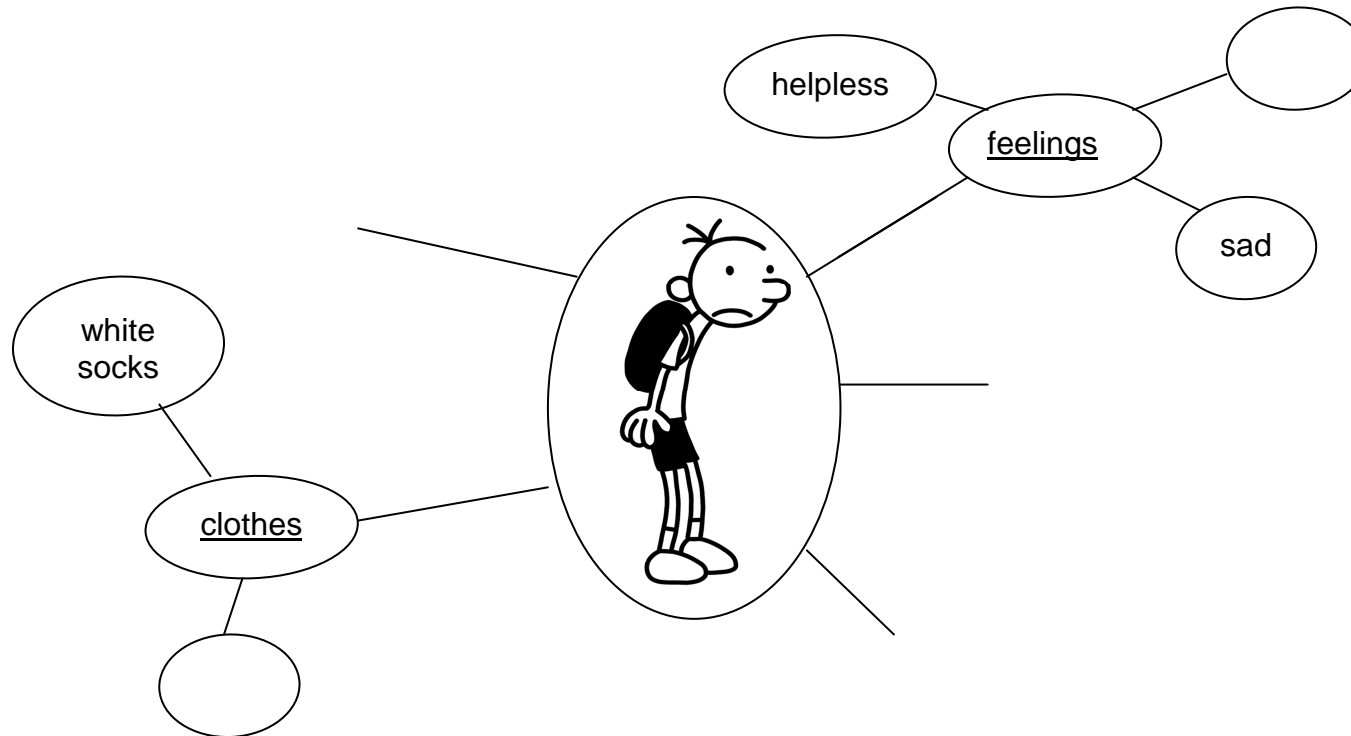

Du kannst dir jederzeit ein Wörterbuch zur Hilfe nehmen.

Diese Vokabeln helfen dir, die Lektüre besser zu verstehen.

English	German
moron (=idiot)	Idiot
to play a trick on s.o. (=to prank s.o.)	jdn. verarschen
to get grounded	Hausarrest bekommen
trick or treat	Süßes oder Saures
to walk s.o./s.th.	jdn./etw. begleiten bzw. spazieren führen
to show up late	zu spät kommen
foe	Feind
ridiculous	lächerlich
embarrassing	peinlich
to figure sth.	etw. vermuten

Task 1: My first thoughts about Greg before I read the book

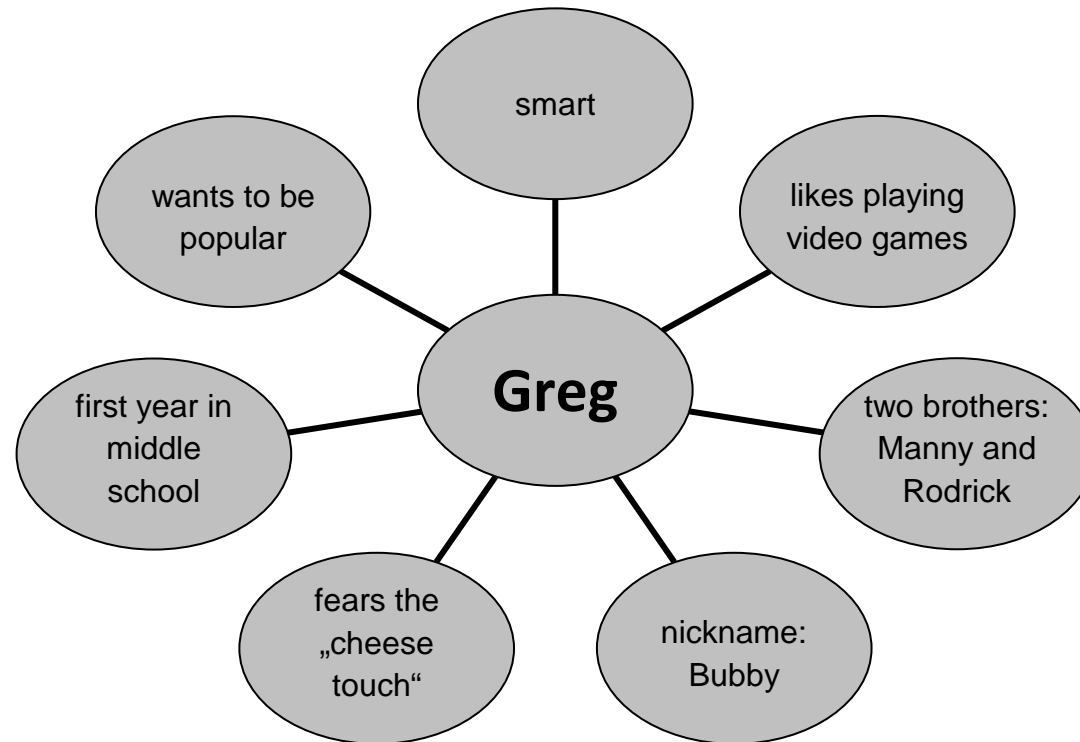
- a) Look up what “diary” and “wimpy” mean in German and write it into your folder.
- b) Look at the picture of Greg on the cover of the book for one minute.
Copy Greg into your folder and make a mind map about what you think of Greg.



Task 2: Read the first chapter "September" (pp. 1-48) and use a dictionary.

Choose a character from the box and write all the information you have in a cluster. Use the cluster below as a role model.


Rowley	Manny	Rodrick	Greg's Mum	Greg's Dad
--------	-------	---------	------------	------------



Task 3: What can you see in the picture?

Choose picture A or B. Look at the picture for 5 minutes.
Then write down at least five sentences that describe the picture.
Explain how it is related to the book.

Tip: There are some expressions on the next page that might help you.



Example:

A: In the picture I (can) see a book....

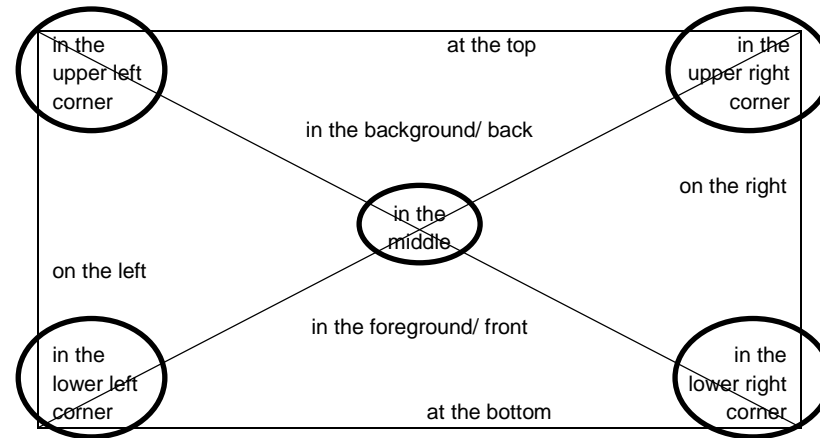
B: In the picture I (can) see two boys...

A

B



Expressions/words that will help you describing your picture:



Use these prepositions to be more precise:

behind • between • in front of • next to • under • over

Relation to book:

There is an episode about... I think that's why there is a picture of...

Another episode in the book is about ...That's when...

Picture one... is linked to what I've read because...

The picture of... reminds me of the episode when...

Task 4: Read up to the second chapter “October” (pp. 49-75).


- a) Halloween is Greg’s favourite holiday. A ghost has hidden twelve Halloween words in the grid. Find them and write down what they mean in German.

Get yourself **worksheet 1** and work with it. Make sure to have put it into your folder.

Extra task: Collect the English words for “gruselig” and “schrecklich” and write them into your folder.

- b) Imagine Rowley is having a Halloween party. Create his invitation card. Include all necessary information (you can find his address on p. 59) and decorate it.

Get yourself **worksheet 2** for this task. You may use the invitation cards as examples for your personal design or you use one of them and simply add the necessary information.




Task 5: Read up to chapter “November” (pp. 76-102).

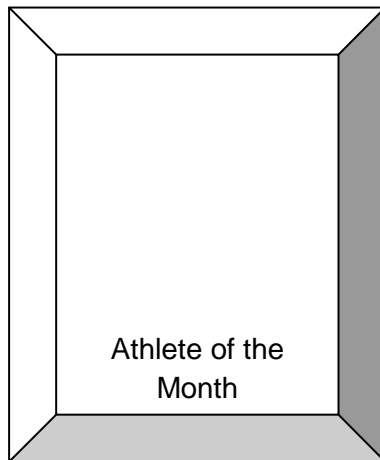
a) Write down at least 15 words into your folder that you looked up in this chapter!

b) Invent your personal athlete of the month.

1. Draw a picture of him/her.
2. What is his/her name? Where is he/she from?
3. What is the person good at?



Draw and write into your folder.



Task 6: Read up to chapter “December” (pp. 103-135).




a) What does Christmas mean to you? Collect ideas and organize it in a cluster. Write it into your folder.

b) Imagine yourself getting the wrong present for Christmas. What would you tell your parents? Write a short dialogue into your folder.



Task 7: Read up to chapter “January” (pp. 136-155).



Remember Greg had to build a robot (pp. 150-154)? Now you do the same. Create your very own dream robot.

- a) List five things your dream robot could do for you.
- b) Use one of the cut-out-robots on **worksheet 3**. Robot B needs to be designed first. Then colour the buttons in different colours and cut out the holes (for your fingers).
- c) Write down five sentences about the functions of the robot.

Example: If you press the yellow/blue/red/green/purple button, my personal robot will...

Make sure to have put it into your folder.

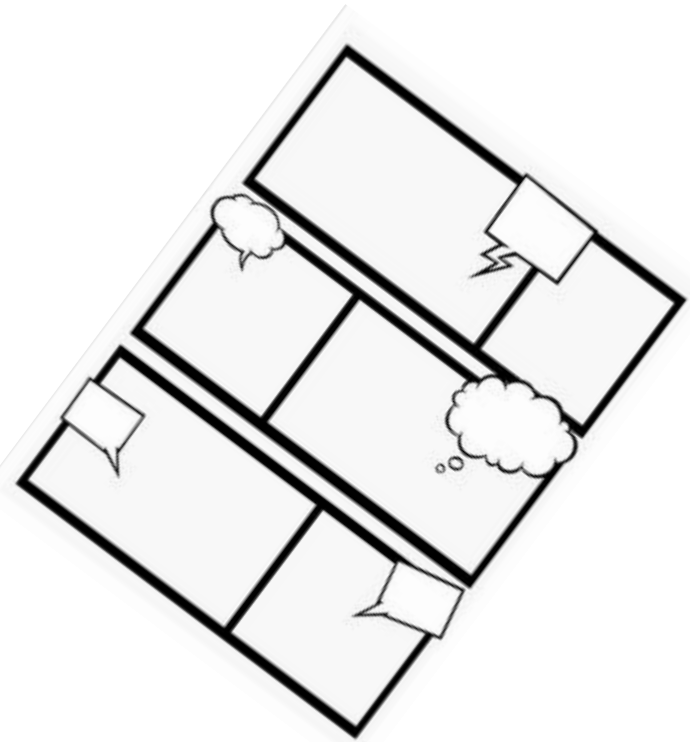




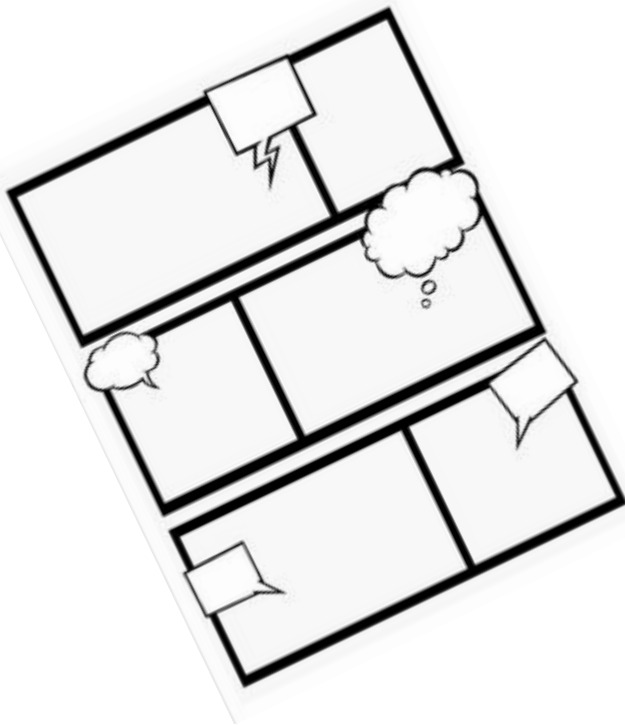
(If you want to play with it again later make an envelope in which you can put it into.)

Task 8: Read up to chapter “February” (pp. 156-178).

Have a close look at the comics in the book again (pp. 169-179).

Create your own *Zoo-Wee Mama!* - Comic and write it in into your folder.

Add speech bubbles and don't forget the punch line at the end of your comic.




Task 9: Read up to chapter “March” (pp. 179-189).

Friend or Foe? Look at the words in the box.

Copy the column into your folder and write down the correct words on the right or left side.

Write down at least two more adjectives.


impatient	honest	nice	unfriendly	intolerant	cruel	trustworthy	mean
	reliable	patient	superficial	loyal	interested	tolerant	



friend	foe



Extra task: What do you think? Which are the three most important qualities that make a really good friend?



Task 10: Read up to the chapters “April”, “May” and “June” (190-217).

Answer this questionnaire by writing the numbers to the questions (1-10) and your answers into your folder. Write down complete sentences.

- 1) What did you like about reading *Diary of a wimpy kid*?
- 2) Which is your favourite character and why?
- 3) What do you know about Greg's two brothers?
- 4) (How) do you celebrate Halloween?
- 5) What does Greg dislike about his parents?
- 6) What do you dislike about **your** parents?
- 7) Which situation or scene in the book did you like most?
- 8) What was Greg's biggest mistake?
- 9) Write down a question that you would like to ask Greg.
- 10) What is your favourite book? What's the name of it? Why do you like it so much?

