

A tour through the district



http://www.clipartpanda.com/clipart_images/downloads-7666516



<https://www.canstockphoto.com/residential-district-isometric-72743041.html>

Hi!

I'm Jamie and want to present my district to you. I hope you have fun!

5

There are many things in my district. There are many **restaurants** and **supermarkets** where you can buy something to eat and drink. But

10 there is also one big **shopping mall**.

You can find there everything because it has so many different shops. You can get medicine at the **pharmacy**, book at the **book store**,

15 paper and pens at the **stationary store** and clothes at H&M. You can

also have lunch or dinner at one of the **fast food restaurants** like Burger King or Mc Donald's. My mom

20 always buys bread at the **bakery** and fresh vegetables and fruits at a **Turkish stand**.

What else do we have? Hmm... Let me see...

There is also an area where you can hang out with your friends and have some ice cream. It also has a 30 **cinema**. I always go there when I want to watch a movie. The last movie I watched was Iron Man 3 – I love this movie!!!

35 What does your district look like?




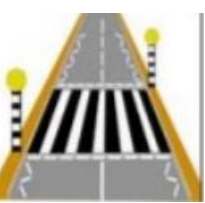

See you, Jamie!

1. Es gibt verschiedene, fett-gedruckte Wörter im Text. **Ordne** sie den Bildern zu.

 <small>shutterstock.com • 189929435</small>	 <small>ALSO INCLUDES BLACK AND WHITE VERSIONS! https://ecdn.teacherspayteachers.com/thumbnails/Grocery-Store-Clip-Art-4645786-1561203078/original-4645786-1.jpg</small>	 <small>gg71979697 GoGraph.com</small>	 <small>https://de.depositphotos.com/vector-images/pharmacy-shop.html</small>	 <small>https://www.clipartkey.com/search/bookstore/</small>
 <small>shutterstock.com • 1064715230</small>	 <small>https://www.pngitem.com/middle/whbvox_place-clipart-restaurant-fast-food-restaurant-clipart-hd/</small>	 <small>https://de.vecteezy.com/vektorkunst/473001-backerei-shop-konzept</small>	 <small>https://www.pinterest.com/pin/207869339037300568/</small>	 <small>https://www.123rf.com/photo_49651059_stock-vector-cinema-hall.html</small>

2. Stell Dir vor, Du triffst auf Menschen in Deinem Viertel (siehe Beispielkarten auf der rechten Seite), denen Du den Weg zu einem bestimmten Ort oder zu mehreren Orten beschreiben sollst.


2.1. **Lies** als erstes die Vokabeln zur Wegbeschreibung mehrmals **laut** vor, damit Du in der Aussprache sicher wirst. Frag' bei Zweifeln Deine*n Mitschüler*innen oder Deine Lehrperson.

				
<small>https://www.slideshare.net/BrayanMartinez12/asking-for-and-giving-directions-75904189</small>				
traffic light	roundabout	sidewalk	zebra-crossing	crossroad

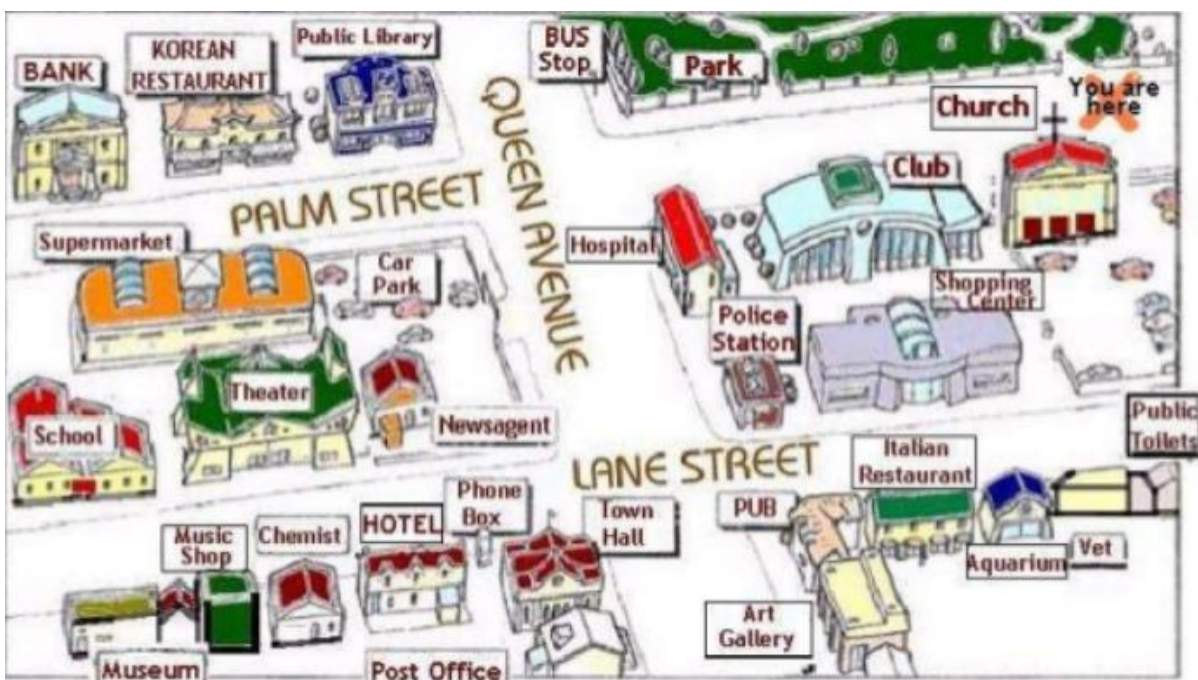
				
https://www.pinterest.de/pin/441282463459098673/				
turn left	turn right	go straight ahead	go past	cross

2.2. Bevor Du nun die Wegbeschreibung übst, nimm Dir das Domino-Spiel und **übe** die **Vokabeln**. Spiel es so oft, bis Du sie sicher beherrschst.

2.3. **Beschreibe** einem*r Mitschüler*in einen Weg **mündlich**. Danach wechselt ihr. Übt so oft, bis ihr die Wegbeschreibung sicher beherrschst.



<https://www.slideshare.net/BrayanMartinez12/asking-for-and-giving-directions-75904189>



<https://www.slideshare.net/BrayanMartinez12/asking-for-and-giving-directions-75904189>

